

Youth Service Fund – 2021 Annual Conference Offering

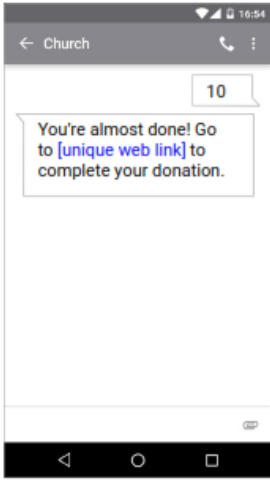
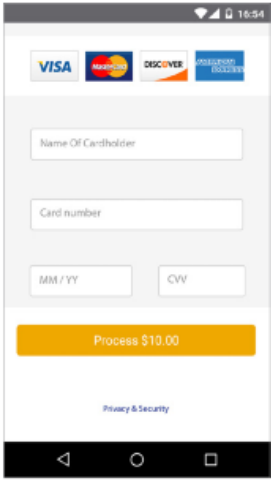
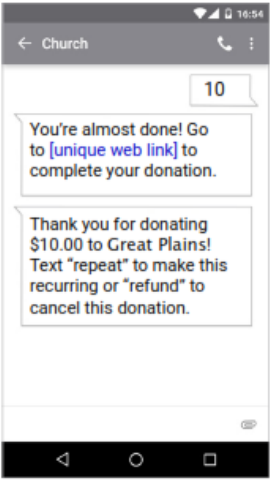
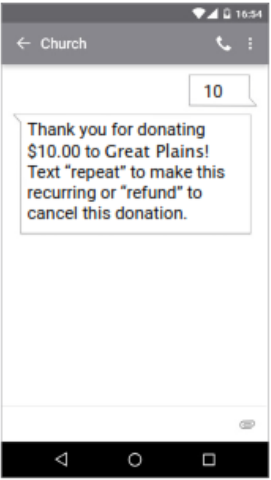
Your offerings to the Youth Service Fund (YSF) supports the global United Methodist mission led by our youth. Through YSF, United Methodist teens raise money for other teens doing ministry in their churches and communities impacting poverty, illiteracy, absenteeism, and social justice.

The Youth Service Fund is a unique ministry because it is run completely by, with and for youth. Youth contribute the money, they decide what projects receive the money, and the projects supported are youth-designed, youth-led, and youth benefited.

For this offering, 70 percent is retained within the Annual Conference to be administered by the Council on Youth Ministry for projects it approves. The remaining 30 percent is forwarded to the United Methodist Youth Organization (UMYO) for the support of its program.

There are three options to give to the YSF offering:

1. Fill out the form at <https://www.greatplainsumc.org/ACgiving> and submit payment through paypal.
2. Mail a check to the Great Plains Conference, PO Box 4837, Topeka, KS 66604-0837. Please be sure to note “YSF-126” in the memo of the check.
3. Give+ Text
 - To give to **Youth Service Fund**, simply send a text message with the amount you want to contribute and the word “YSF” to **833-570-1935** (example: 25 YSF). Be sure to put a space between the amount and the word “YSF”.
 - Within a few minutes, you’ll be sent a text with a link to register. Click on the link and enter your contact information, cardholder name, and debit or credit card information. Once your registration is complete, you will receive a text verification and an email receipt of your donation.
 - For future giving, you will not need to go through the registration process if you text from the same number. Just send a text with the amount you wish to give and the fund name. (example: “25 HELP” for Disaster response or “25 Clergy” for the Crouse Fund or “25 YSF” for Youth Service Fund)

1) Get Started	2) Register	3) Give	4) Repeat
			
Enter your 10-digit Give+ Text number and the amount you wish donate, then press send.	You will receive a registration link. Click the link and enter your contact and payment information. Tap "Process."	After registration is complete, you will receive a verification text as well as a receipt via email.	For future giving, simply send a text with the amount you wish to give, and it will process automatically.

Crouse Fund/Clergy Assistance – 2021 Annual Conference Offering

The Crouse Fund supports grants for emergency and hardship assistance for all active and retired Great Plains United Methodist clergy and families, including surviving spouses and surviving dependent children. Any clergy experiencing financial need can make a request for grant funds which are approved by the Bishop and Cabinet.

There are three options to give to the Crouse Fund:

1. Fill out the form at <https://www.greatplainsumc.org/ACgiving> and submit payment through paypal.
2. Mail a check to the Great Plains Conference, PO Box 4837, Topeka, KS 66604-0837. Please be sure to note “Crouse Fund-617” in the memo of the check.
3. Give+ Text
 - To give to **Crouse Fund – Clergy Assistance**, simply send a text message with the amount you want to contribute and the word “CLERGY” to **833-570-1935** (example: 25 CLERGY). Be sure to put a space between the amount and the word “CLERGY”
 - Within a few minutes, you’ll be sent a text with a link to register. Click on the link and enter your contact information, cardholder name, and debit or credit card information. Once your registration is complete, you will receive a text verification and an email receipt of your donation.
 - For future giving, you will not need to go through the registration process if you text from the same number. Just send a text with the amount you wish to give and the fund name. (example: “25 NAMI” for National Alliance on Mental Illness or “25 Clergy” for the Crouse Fund or “25 YSF” for Youth Service Fund)

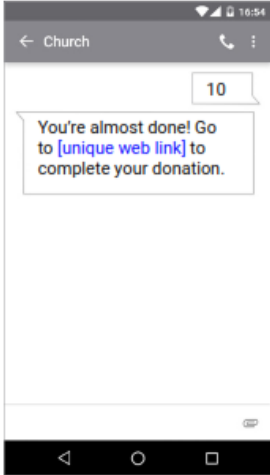
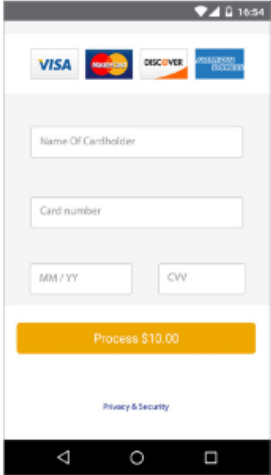
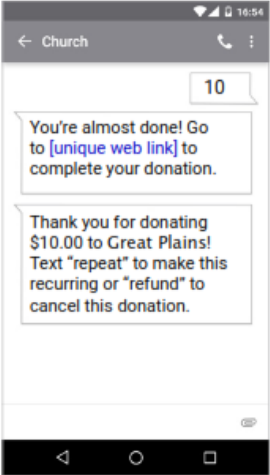
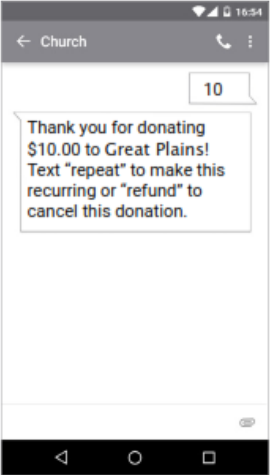
1) Get Started	2) Register	3) Give	4) Repeat
Enter your 10-digit Give+ Text number and the amount you wish donate, then press send.	You will receive a registration link. Click the link and enter your contact and payment information. Tap "Process."	After registration is complete, you will receive a verification text as well as a receipt via email.	For future giving, simply send a text with the amount you wish to give, and it will process automatically.

National Alliance on Mental Illness (NAMI) – 2021 Annual Conference Offering

National Alliance on Mental Illness (NAMI) is the nation’s largest grassroots mental health organization dedicated to building better lives for millions of Americans affected by mental illness. Contributions to NAMI provide support, education, and advocacy. Activities include public education and information activities, peer education and support, raising awareness and fighting stigma, and state and federal advocacy. Gifts received from the offering will be divided between the NAMI chapters in Nebraska and Kansas.

There are three options to give to NAMI:

1. Fill out the form at <https://www.greatplainsumc.org/ACgiving> and submit payment through paypal.
2. Mail a check to the Great Plains Conference, PO Box 4837, Topeka, KS 66604-0837. Please be sure to note “NAMI 999-383” in the memo of the check.
3. Give+ Text
 - To give to **National Alliance on Mental Illness** simply send a text message with the amount you want to contribute and the word “NAMI” to **833-570-1935**, (example: 25 NAMI). Be sure to put a space between the amount and the word “NAMI”
 - Within a few minutes, you’ll be sent a text with a link to register. Click on the link and enter your contact information, cardholder name, and debit or credit card information. Once your registration is complete, you will receive a text verification and an email receipt of your donation.
 - For future giving, you will not need to go through the registration process if you text from the same number. Just send a text with the amount you wish to give and the fund name. (example: “25 NAMI” for National Alliance on Mental Illness or “25 Clergy” for the Crouse Fund or “25 YSF” for Youth Service Fund)

1) Get Started	2) Register	3) Give	4) Repeat
			
Enter your 10-digit Give+ Text number and the amount you wish donate, then press send.	You will receive a registration link. Click the link and enter your contact and payment information. Tap "Process."	After registration is complete, you will receive a verification text as well as a receipt via email.	For future giving, simply send a text with the amount you wish to give, and it will process automatically.